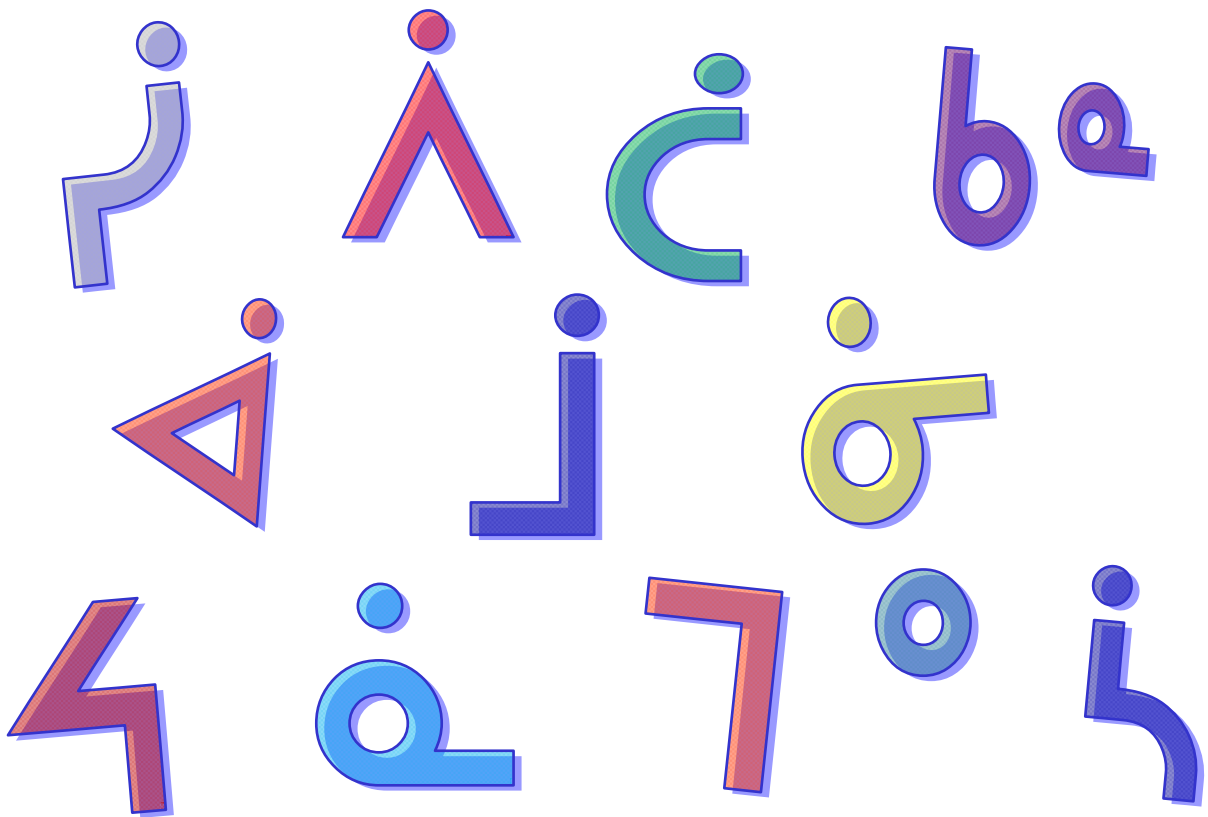


# Cree Syllabics

## Book 1


(expanded from Primer One by Liesel Bartlett)



© October 2009, Cree School Board

Cree Programs  
Waskaganish  
Quebec, Canada

Use your finger and trace the syllabic.



Circle the words that have the syllabic ᑭ.



ᑭᑭᑭ

ᑭᑭ

ᑭᑭᑭ

ᑭᑭ


ᑭᑭᑭ

ᑭᑭ

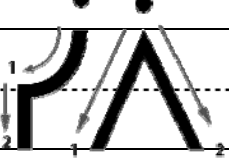
ᑭᑭᑭ

ᑭᑭᑭ

Write the syllabic 13 times.

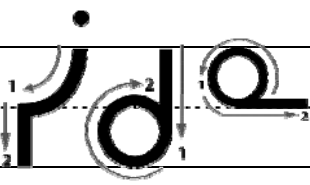
Read and write the word a few times.

Write your own sentence using the word rá.

--

Read and write the word a few times.

Write your own sentence using the word ro.

--

Read the words and list them in order.

ታላቅ

ታላቅ

ታላቅ

ላላቅ

ታላቅ

ታላቅ

ታላቅ

ታላቅ

ታላቅ

ታላቅ

ታላቅ

ታላቅ

ታላቅ

ታላቅ

ታላቅ

ታላቅ

ታላቅ

ታላቅ

1. \_\_\_\_\_
2. \_\_\_\_\_
3. \_\_\_\_\_
4. \_\_\_\_\_
5. \_\_\_\_\_
6. \_\_\_\_\_
7. \_\_\_\_\_
8. \_\_\_\_\_
9. \_\_\_\_\_
10. \_\_\_\_\_

11. \_\_\_\_\_
12. \_\_\_\_\_
13. \_\_\_\_\_
14. \_\_\_\_\_
15. \_\_\_\_\_
16. \_\_\_\_\_
17. \_\_\_\_\_
18. \_\_\_\_\_
19. \_\_\_\_\_
20. \_\_\_\_\_


Circle the nouns and underline the verbs.

ገደል	ገጠኝ	ገገኝ
ለገደ	ገለጻለሁ	ገጠኝ
በለገደ	ገጠኝ.ገጠኝ	ገለጻለሁ
ገለጻለሁ	ለገጠኝ	ገጠኝ ገጠኝ
ገጠኝ ገጠኝ	ገጠኝ ገጠኝ	ገጠኝ ገጠኝ

Write a sentence using the noun and verb.

- 1. \_\_\_\_\_  
\_\_\_\_\_
- 2. \_\_\_\_\_  
\_\_\_\_\_
- 3. \_\_\_\_\_  
\_\_\_\_\_

Use your finger and trace the syllabic.



Circle the words that have the syllabic ᐱ.

ᐅᐱᐱ

ᐱᐱ

ᐅᐱᐱᐱ

ᐱᐱᐱ

ᐱᐱᐱ


ᐱᐱ

ᐱᐱᐱ

ᐱᐱᐱᐱ

1. Use your finger and trace the syllabic.

2. Circle the words that have the syllabic ᐱ.



ᐱᐱᐱᐱ

ᐱᐱ

ᐱᐱᐱᐱ

ᐱᐱᐱ

ᐱᐱᐱ

ᐱᐱ

ᐱᐱᐱ

ᐱᐱᐱ

3. Write the syllabic 6 times.

--	--	--	--	--	--	--

4. Read and write the word a few times.

--	--

--	--


5. Write your own sentence using one of the words above.

--

--

1. Use your finger and trace the syllabic.

2. Circle the words that have the syllabic ċ.



ċΛ<sup>h</sup>ḥḥḥḥḥḥ

ḥ-ċḥ

Γċḥ

ḥTḥ

Δḥḥḥḥ

vċ

ċḥ

ċ<ḥΔ

3. Write the syllabic 6 times.

--	--	--	--	--	--	--	--

4. Read and write the word a few times.

--	--	--


--	--	--	--

5. Write your own sentence using one of the words above.




1. Use your finger and trace the syllabic.

2. Circle the words that have the syllabic b.



š-ǰč<sup>ə</sup>

Γσ<sup>''</sup>.b<sup>ə</sup>

b<č<sup>ə</sup>

bǰ<sup>''</sup>.b<sup>ə</sup>

∇<sup>s</sup>b<sup>ə</sup>

▷<sup>h</sup>b<sup>ə</sup>

čΛ<sup>s</sup>b<sup>ə</sup>

σ.b<sup>ə</sup>

3. Write the syllabics 4 times.

--	--	--	--	--

4. Read and write the word a few times.


--	--	--	--	--

--	--	--	--	--

5. Write your own sentence using one of the words above.


1. Use your finger and trace the syllabic.

2. Circle the words that have the syllabic △.



△△"dō°

△"dL°

△<"△b°

ō△C°

△Pō

△"b°

△"P°

△j

3. Write the syllabics 6 times.

△  

4. Read and write the word a few times.

△j  

△ △<" △ △b°


5. Write your own sentence using one of the words above.

---

---

1. Use your finger and trace the syllabic.

2. Circle the words that have the syllabic ᑭ.



ᑭᑭ  
ᑭᑭᑭᑭ  
ᑭᑭᑭᑭᑭᑭ  
ᑭᑭᑭᑭᑭᑭ  
ᑭᑭᑭᑭᑭᑭ  
ᑭᑭᑭᑭᑭᑭ  
ᑭᑭᑭᑭᑭᑭ  
ᑭᑭᑭᑭᑭᑭ

3. Write the syllabic 6 times.


--	--	--	--	--	--	--	--

4. Read and write the word a few times.


5. Write your own sentence using one of the words above.


1. Use your finger and trace the syllabic.

2. Circle the words that have the syllabic ᑭ.



ᑭᑭ°

ᑭᑭᑭ°

ᑭ°

ᑭᑭᑭ

ᑭᑭ

ᑭᑭᑭ

ᑭᑭᑭ°

ᑭᑭᑭ

3. Write the syllabic 6 times.

--	--	--	--	--	--	--	--

4. Read and write the word a few times.

--	--	--

--	--	--	--

5. Write your own sentence using one of the words above.

<hr/> <hr/> <hr/>
<hr/> <hr/> <hr/>

1. Draw a line to match the words with the syllabic ᑭ or ᑭ̇.

ᑭᑭᑭᑭᑭᑭ

ᑭᑭᑭ

ᑭᑭᑭᑭ



ᑭᑭ

ᑭᑭᑭ

ᑭᑭᑭᑭᑭ

ᑭᑭᑭᑭᑭᑭ

ᑭᑭᑭ



2. Circle the nouns and underline the verbs.

ᑭᑭᑭᑭ

ᑭᑭᑭ

ᑭᑭᑭᑭᑭ

ᑭᑭᑭᑭᑭ

ᑭᑭᑭᑭᑭᑭ

ᑭᑭᑭᑭᑭ

ᑭᑭᑭᑭᑭᑭ

ᑭᑭᑭ

ᑭᑭᑭᑭᑭᑭ

ᑭᑭᑭᑭᑭ

ᑭᑭᑭᑭᑭ

ᑭᑭᑭᑭ

ᑭᑭᑭᑭ

ᑭᑭᑭᑭᑭᑭ

ᑭᑭᑭᑭᑭ

3. Write a full sentence using a noun and a verb from the above list.

a.

---



---

b.

---



---

1. Draw a line to match the words with the syllabic ᐱ or ᐱ.

ᐱ

ᐱᐱᐱᐱᐱ

ᐱᐱ


ᐱᐱ

ᐱᐱᐱᐱᐱ

ᐱᐱᐱ

ᐱᐱ

ᐱᐱ



2. Circle the nouns and underline the verbs.

ᐱᐱᐱᐱᐱ

ᐱᐱᐱ

ᐱᐱ

ᐱᐱᐱᐱᐱ

ᐱᐱ

ᐱᐱᐱᐱᐱ

ᐱᐱᐱ

ᐱᐱᐱ

ᐱᐱᐱᐱᐱ

ᐱᐱᐱᐱᐱ

ᐱᐱᐱ

ᐱᐱᐱᐱᐱ

ᐱᐱᐱᐱᐱ

ᐱᐱᐱ

ᐱᐱᐱᐱᐱ

3. Write a sentence using a noun and a verb from the above list.

a.

---



---

b.

---



---

1. Draw a line to match the words with the syllabic ᑕ or ᑕ.

ᑕᑦᑲᑦᑦ

ᑕᑦᑲᑦᑲᑦᑦ

ᑕᑦᑲᑦᑲᑦᑦ



ᑕᑦ

ᑕᑦᑲᑦᑲᑦᑦ

ᑕᑦᑲᑦᑲᑦᑦ

ᑕᑦᑲᑦᑲᑦᑦ

ᑕᑦᑲᑦᑲᑦᑦ



2. Circle the nouns and underline the verbs.

ᑕᑦᑲᑦᑲᑦᑦ

ᑕᑦ

ᑕᑦᑲᑦᑲᑦᑦ

ᑕᑦᑲᑦᑲᑦᑦ

ᑕᑦᑲᑦᑲᑦᑦ

ᑕᑦᑲᑦᑲᑦᑦ

ᑕᑦᑲᑦᑲᑦᑦ

ᑕᑦᑲᑦᑲᑦᑦ

ᑕᑦᑲᑦᑲᑦᑦ

ᑕᑦᑲᑦᑲᑦᑦ

ᑕᑦᑲᑦᑲᑦᑦ

ᑕᑦᑲᑦᑲᑦᑦ

ᑕᑦᑲᑦᑲᑦᑦ

ᑕᑦᑲᑦᑲᑦᑦ

ᑕᑦᑲᑦᑲᑦᑦ

3. Write a sentence using a noun and a verb from the above list.

a.

---



---

b.

---



---

1. Draw a line to match the words with the syllabic ᑭ or ᑭᑦ.

ᑭᑦ

ᑭᑦᑭᑦᑭᑦ

ᑭᑦᑭᑦ


ᑭᑦᑭᑦᑭᑦᑭᑦ

ᑭᑦᑭᑦᑭᑦᑭᑦᑭᑦ

ᑭᑦᑭᑦᑭᑦ

ᑭᑦᑭᑦᑭᑦᑭᑦ

ᑭᑦᑭᑦᑭᑦ



2. Circle the nouns and underline the verbs.

ᑭᑦᑭᑦᑭᑦᑭᑦ

ᑭᑦᑭᑦᑭᑦ

ᑭᑦᑭᑦᑭᑦᑭᑦ

ᑭᑦᑭᑦᑭᑦᑭᑦ

ᑭᑦᑭᑦᑭᑦᑭᑦ

ᑭᑦᑭᑦᑭᑦᑭᑦᑭᑦ

ᑭᑦᑭᑦᑭᑦᑭᑦ

ᑭᑦᑭᑦᑭᑦᑭᑦᑭᑦ

ᑭᑦᑭᑦᑭᑦᑭᑦ

ᑭᑦ

ᑭᑦᑭᑦᑭᑦ

ᑭᑦᑭᑦᑭᑦᑭᑦ

ᑭᑦᑭᑦᑭᑦᑭᑦ

ᑭᑦᑭᑦᑭᑦᑭᑦ

ᑭᑦᑭᑦᑭᑦᑭᑦᑭᑦ

3. Write a sentence using a noun and a verb from the above list.

a.

---



---

b.

---



---



4. Draw a line to match the words with the syllabic ᑭ or ᑭ.

ᑭᑭ

ᑭᑭ

ᑭᑭᑭ



ᑭᑭᑭ

ᑭᑭᑭ

ᑭᑭ

ᑭᑭᑭ

ᑭᑭᑭ



5. Circle the nouns and underline the verbs.

ᑭᑭ

ᑭᑭᑭ

ᑭᑭᑭ

ᑭᑭᑭᑭ

ᑭᑭ

ᑭᑭ

ᑭᑭᑭ

ᑭᑭᑭ

ᑭᑭᑭ

ᑭᑭᑭᑭ

ᑭᑭᑭᑭᑭ

ᑭᑭ

ᑭᑭᑭᑭ

ᑭᑭᑭᑭᑭᑭ

ᑭᑭᑭᑭᑭᑭ

6. Write a sentence using a noun and a verb from the above list.

a.

---



---

b.

---



---

1. Draw a line to match the words with the syllabic ᐃᐢ or ᐃᐣ.

ᐃᑦᑖ

ᐃᑦᐱᑦᑖ

ᐃᑦᐱᑦᐱᑦᑖ



ᐃᑦᑖᑖ

ᐃᑦᑖ

ᐃᑦᑖᑖ

ᐃᑦᑖᑖ

ᐃᑦᑖᑖᑖᑖ



2. Circle the nouns and underline the verbs.

ᐃᑦᐱᑦᐱᑦᑖ

ᐃᑦᑖᑖ

ᐃᑦᑖ

ᐃᑦᑖᑖ

ᐃᑦᑖᑖ

ᐃᑦᑖ

ᐃᑦᐱᑦᑖᑖ

ᐃᑦᑖᑖ

ᐃᑦᑖᑖ

ᐃᑦᑖᑖᑖ

ᐃᑦᑖᑖ

ᐃᑦᑖᑖᑖᑖ

ᐃᑦᑖᑖᑖᑖ

ᐃᑦᑖᑖᑖᑖ

ᐃᑦᑖᑖ

3. Write a sentence using a noun and a verb from the above list.

a.

\_\_\_\_\_

\_\_\_\_\_


b.

\_\_\_\_\_

\_\_\_\_\_

1. Use your finger and trace the syllabic.

2. Circle the words that have the syllabic 4.



ᐱᐥ°

ᐥᐱᐱ°

ᐥᐱᐱ°

ᐥᐱᐱ°

ᐥᐥᐥ°

ᐥᐱᐱ°

ᐱᐥᐥᐥ

ᐱᐥᐥᐥ

3. Write the syllabic 6 times.

--	--	--	--	--	--	--	--

4. Read and write the words a few times.

--	--	--	--	--	--	--	--

--	--	--	--	--	--	--	--

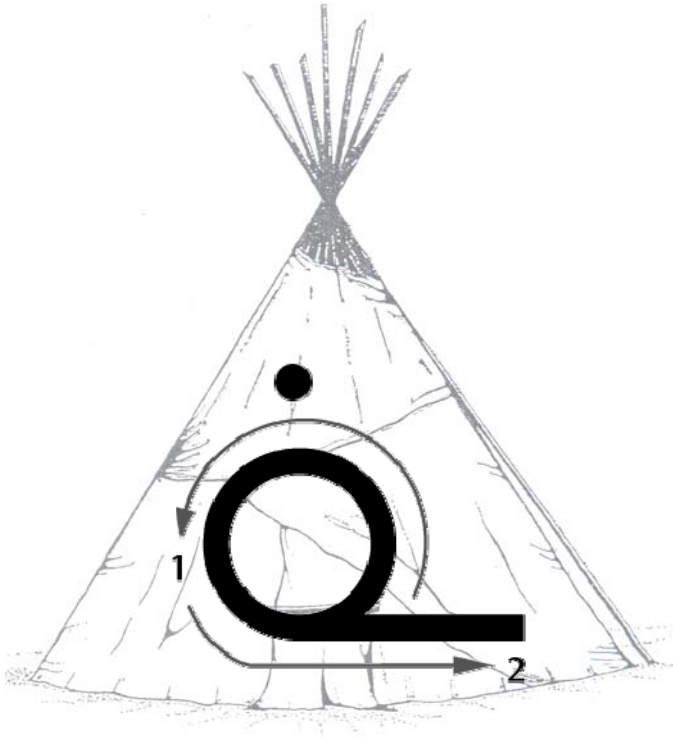
5. Write your own sentence using one of the words above.

--	--	--	--	--	--	--	--

--	--	--	--	--	--	--	--

1. Use your finger and trace the syllabic.

2. Circle the words that have the syllabic q̇.



q̇C·q̇      q̇T<sup>h</sup>  
q̇V<sup>o</sup>      q̇<sup>h</sup>ŋ<sup>o</sup>  
q̇·b<sup>e</sup>      q̇T<sup>o</sup>  
q̇P<sup>v</sup>      q̇V<sup>s</sup>

3. Write the syllabic 6 times.

--	--	--	--	--	--	--

4. Read and write the words a few times.

--	--	--

--	--	--	--

5. Write your own sentence using one of the words above.


--

--



1. Use your finger and trace the syllabic.

2. Circle the words that have the syllabic օ.



ԸԿ°

ԿԻԿ°

ՎԻՐԺ

ԸԿՅԻՏ

ԷԿ°

ԿԵ°

ՃԴ°

ՐԴ°

3. Write the syllabic 6 times.

--	--	--	--	--	--	--

4. Read and write the words a few times.

--	--	--

--	--	--


5. Write your own sentence using one of the words above.

--

--

1. Use your finger and trace the syllabic.

2. Circle the words that have the syllabic ᑭ.



ᑭᑦᑎᑦᑎᑦ

ᑭᑦᑎᑦᑎᑦ

ᑭᑦᑎᑦᑎᑦ

ᑭᑦᑎᑦᑎᑦ

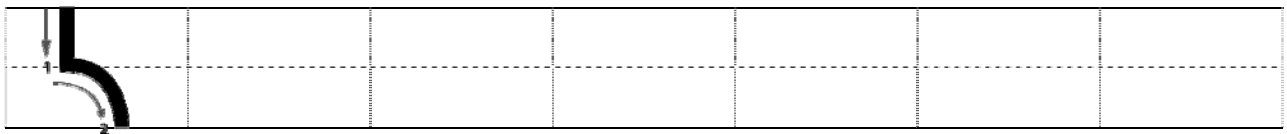
ᑭᑦᑎᑦ

ᑭᑦᑎᑦᑎᑦ

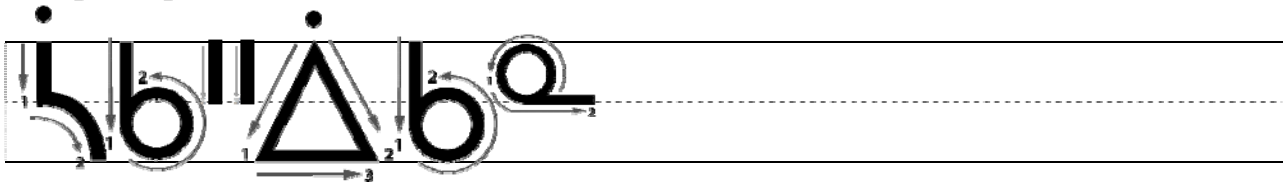
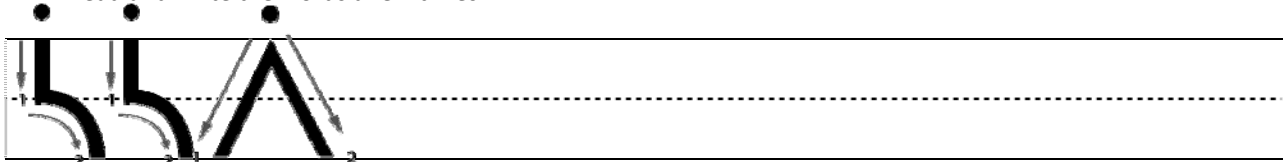
ᑭᑦᑎᑦ

ᑭᑦᑎᑦ

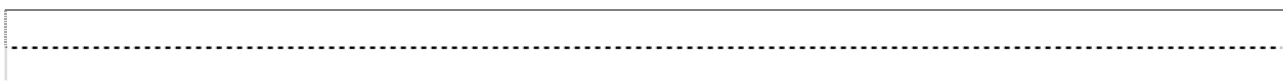
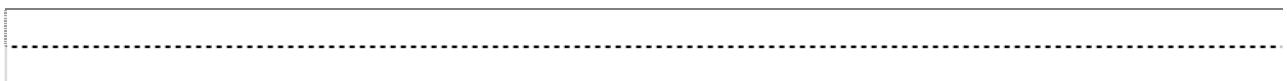
3. Write the syllabic 6 times.



4. Read and write the words a few times.



5. Write your own sentence using one of the words above.



1. Arrange the words in order.

2. Find 6 words from the square.

ለጥጥር

ጥጥር

ለጥጥር

ጥጥር

ጥጥር

ጥጥር

ለጥጥር

ለጥጥር

ለጥጥር

ጥጥር

1. ለጥጥር

2. \_\_\_\_\_

3. \_\_\_\_\_

4. \_\_\_\_\_

5. \_\_\_\_\_

6. \_\_\_\_\_

7. \_\_\_\_\_

8. \_\_\_\_\_

9. \_\_\_\_\_

10. \_\_\_\_\_

ጥ	ለ	ጥ
ጥ	ጥ	ጥ
ጥ	ጥ	ጥ

\_\_\_\_\_

\_\_\_\_\_

\_\_\_\_\_

\_\_\_\_\_

\_\_\_\_\_

\_\_\_\_\_

2. Circle the nouns and underline the verbs.

ጥጥር

ለጥጥር

ጥጥር

ለጥጥር

ጥጥር

ለጥጥር

ለጥጥር

ለጥጥር

ለጥጥር

ጥጥር

ለጥጥር

ጥጥር

ለጥጥር

ለጥጥር

ጥጥር

3. Write a sentence using a noun and a verb from the above list.

a.

\_\_\_\_\_

\_\_\_\_\_

b.

\_\_\_\_\_

\_\_\_\_\_



4. Arrange the words in order.

- ገገላታ
- ገርብጽ
- ደገ
- ገገላታ
- ገገላታ
- ገርብጽ
- ገርብጽ
- ደገ
- ገገላታ

1. \_\_\_\_\_
2. ገርብጽ
3. \_\_\_\_\_
4. \_\_\_\_\_
5. \_\_\_\_\_
6. \_\_\_\_\_
7. \_\_\_\_\_
8. \_\_\_\_\_
9. \_\_\_\_\_
10. \_\_\_\_\_

2. Find 6 words from the square.

ካ	ገ	ደ
ገ	ገ	ደ
ር	ላ	ላ

- \_\_\_\_\_
- \_\_\_\_\_
- \_\_\_\_\_
- \_\_\_\_\_
- \_\_\_\_\_
- \_\_\_\_\_

5. Circle the nouns and underline the verbs.

- |      |      |      |
|------|------|------|
| ደገ   | ገርብጽ | ገገላታ |
| ገገላታ | ገገላታ | ገገላታ |
| ገገላታ | ገገላታ | ገገላታ |
| ገገላታ | ደገ   | ገርብጽ |
| ገርብጽ | ገገላታ | ገገላታ |

6. Write a sentence using a noun and a verb from the above list.

a. \_\_\_\_\_  
 \_\_\_\_\_

b. \_\_\_\_\_  
 \_\_\_\_\_